









Financial Highlights



Butterfield continues to pursue a strategy to promote long-term growth while maintaining a strong capital and liquidity profile. A central tenet of that strategy is to build upon our relationship-based business approach by delivering exceptional client services.

<div>NET INCOME</div> <div>\$53.3M</div> <div> up \$2.7 million</div>	<div>NET INTEREST INCOME</div> <div>\$89.4M</div> <div> down \$2.0 million</div>	<div>NON-INTEREST INCOME</div> <div>\$57.0M</div> <div> up \$1.4 million</div>	<div>NON-INTEREST EXPENSES</div> <div>\$91.8M</div> <div> up \$0.7 million</div>
<div>RETURN ON AVERAGE COMMON EQUITY</div> <div>20.3%</div> <div> Q2 2024 20.7%</div>	<div>CORE EFFICIENCY RATIO*</div> <div>61.1%</div> <div> Q2 2024 61.8%</div>	<div>RETURN ON AVERAGE ASSETS</div> <div>1.5%</div> <div> Q2 2024 1.5%</div>	<div>QUARTERLY DIVIDEND</div> <div>\$0.50 <small>per common share</small></div> <div></div>

IN US DOLLARS
(With comparisons to the quarter ended 30 June 2024)

*Please refer to the “Reconciliation of Non-GAAP Financial Measures” in our published second quarter 2025 results.



CAPITAL RATIOS

COMMON EQUITY TIER 1

26.0%

31 Dec 2024 23.5%

TOTAL CAPITAL RATIO

26.2%

31 Dec 2024 25.8%

RECENT DEVELOPMENTS

Butterfield reported strong second quarter results, which continues to underscore the consistency of its high risk-adjusted returns, supported by disciplined risk management and high-quality client relationships. The solid performance was driven by net interest income, diversified fee revenue, prudent expense management, and a strong, stable balance sheet. The Butterfield franchise continues to generate long-term value in a dynamic external environment.

The Bank reported net income of \$53.3 million and core net income* of \$53.7 million for the second quarter. The Bank reported a return on common equity of 20.3% and a core return on average tangible common equity* of 22.3% for the second quarter of 2025 with earnings and core earnings per diluted share* of \$1.25 and \$1.26, respectively.

The net interest margin was 2.64% in the second quarter, a decrease of 6 basis points from the previous quarter primarily due to lower treasury yields and the early redemption of the Bank’s subordinated debt which resulted in the accelerated amortization of the related unamortized issuance costs.



Q2 2025 FINANCIAL RESULTS

Butterfield’s proven business model and sustained through-cycle profitability allowed the Board of Director to increase the quarterly cash dividend rate by 14% to \$0.50 per common share. During the second quarter of 2025, Butterfield repurchased 1.1 million common shares under the Bank’s share repurchase program and, on July 28, 2025, the Board approved a new share repurchase program authorizing the purchase of up to 1.5 million common shares through to December 31, 2025.

The Bank also announced the appointment of a new Independent Director, Andrew Henton, a UK and offshore financial services sector expert, with longstanding experience in the Channel Islands.

CREDIT RATINGS

<div>KBRA</div> <div>Short-Term K1 Long-Term Senior A+</div>	<div>Moody’s</div> <div>Short-Term P2 Long-Term Senior A3</div>	<div>S&P</div> <div>Short-Term A2 Long-Term Senior BBB+</div>
------------------------------------------------------------------	---------------------------------------------------------------------	-----------------------------------------------------------------------

Headquartered in Hamilton, Bermuda, Butterfield offers a range of community banking and bespoke financial services from eight leading international financial centres, supported by service centres in Canada and Mauritius. Butterfield serves international clients from Bermuda, the Cayman Islands, Guernsey and Jersey, where our principal banking operations are located, and The Bahamas, Switzerland, Singapore and the United Kingdom, where we offer specialised financial services. Banking services comprise deposit, cash management and lending solutions for individual, business and institutional clients. Wealth management services are composed of trust, private banking, asset management and custody. In Bermuda, the Cayman Islands, Guernsey and Jersey, we offer both banking and wealth management. In The Bahamas, Singapore and Switzerland, we offer select wealth management services. In the UK, we offer residential property lending.

Certain of the statements made in this release are forward-looking statements within the meaning of the U.S. Private Securities Litigation Reform Act of 1995. Forward-looking statements include statements with respect to our beliefs, plans, objectives, goals, expectations, anticipations, assumptions estimates, intentions, and future performance, including, without limitation, our intention to make share repurchases and our dividend payout target, and involve known and unknown risks, uncertainties and other factors, which may be beyond our control, and which may cause the actual results, performance, capital, ownership or achievements of Butterfield to be materially different from future results, performance or achievements expressed or implied by such forward-looking statements due to a variety of factors, including worldwide economic conditions (including economic growth and general business conditions) and fluctuations of interest rates, inflation, a decline in Bermuda’s sovereign credit rating, any sudden liquidity crisis, the successful completion and integration of acquisitions (including our integration of the trust assets acquired from Credit Suisse) or the realization of the anticipated benefits of such acquisitions in the expected time-frames or at all, success in business retention (including the retention of relationships associated with our Credit Suisse acquisition) and obtaining new business, potential impacts of climate change, the success of our updated systems and platforms and other factors. Forward-looking statements can be identified by words such as “anticipate,” “assume,” “believe,” “estimate,” “expect,” “indicate,” “intend,” “may,” “plan,” “point to,” “predict,” “project,” “seek,” “target,” “potential,” “will,” “would,” “could,” “should,” “continue,” “contemplate” and other similar expressions, although not all forward-looking statements contain these identifying words. All statements other than statements of historical fact are statements that could be forward-looking statements.

All forward-looking statements in this disclosure are expressly qualified in their entirety by this cautionary notice, including, without limitation, those risks and uncertainties described in our SEC reports and filings, including under the caption “Risk Factors” in our most recent Form 20-F. Such reports are available upon request from Butterfield, or from the Securities and Exchange Commission (“SEC”), including through the SEC’s website at <https://www.sec.gov>. Any forward-looking statements made by Butterfield are current views as at the date they are made. Except as otherwise required by law, Butterfield assumes no obligation and does not undertake to review, update, revise or correct any of the forward-looking statements included in this disclosure, whether as a result of new information, future events or other developments. You are cautioned not to place undue reliance on the forward-looking statements made by Butterfield in this disclosure. Comparisons of results for current and any prior periods are not intended to express any future trends or indications of future performance, and should only be viewed as historical data.